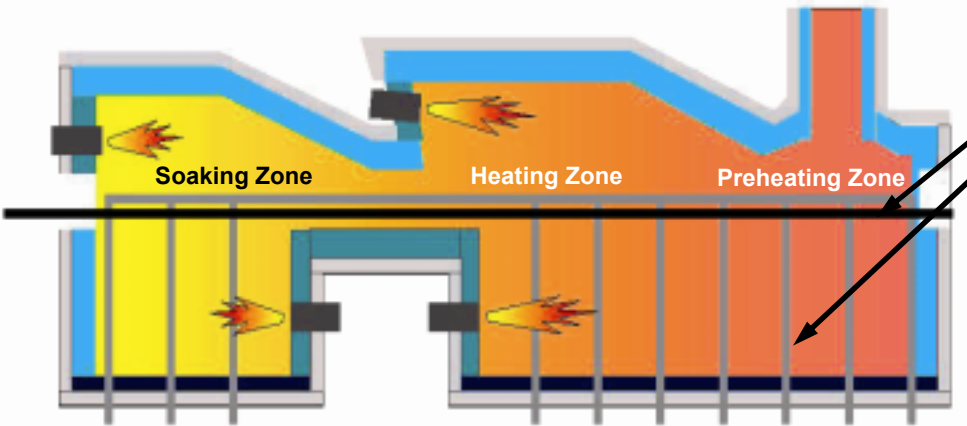




Application Guide

REHEAT FURNACES - WALKING BEAM / HEARTH

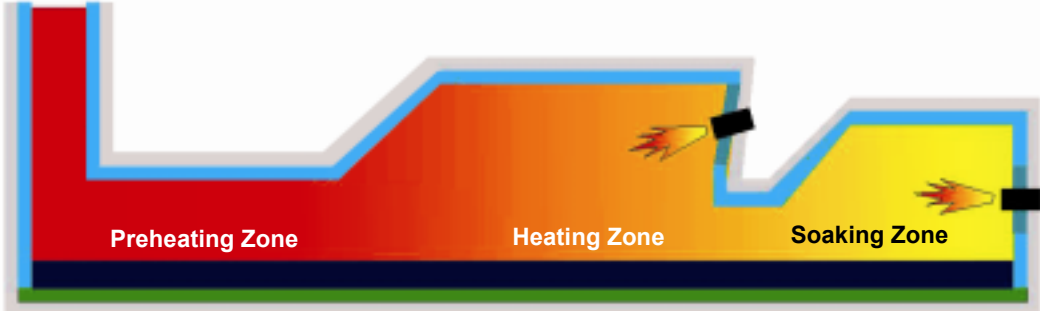


Pipe Covering

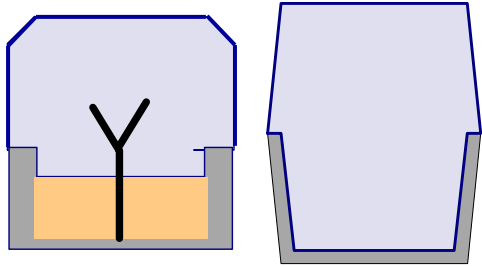
<i>Normal Service</i>	Plicast HyMOR 3000 KK
<i>Severe Service</i>	Plicast HyMOR 3100 Special

Walking Beam Furnace

	Side Walls & Roof	Burner Walls	Insulation
<i>Normal Service</i>	Plibrico Super F AB Plibrico HyRATE Super F AB Pli-Shot HyMOR 3000 KK	Plibrico 60 AB Plibrico HyRATE 60 AB Pli-Shot HyMOR 3100 Special KK	Plisulate 1900 Block Pligun LWI 106 Pligun LWI 24 Plicast LWI-20
<i>Severe Service</i>	Plibrico 60 AB Plibrico HyRATE 60 AB Pli-Shot HyMOR 3100 Special	Plibrico 80 AB Plibrico HyRATE 80 AB Plibrico 85 S Special	



Walking Hearth Furnace



Examples of different beam cross sections.

	Hearth / Hearth Beam
<i>Normal Service</i>	Plicast HyMOR 3100 Special
<i>Severe Service</i>	Plicast Super HyMOR 80 Plicast Si-BOND B

Plibrico Company LLC
 1010 North Hooker Street
 Chicago, Illinois 60622

Tel: 312- 337-9000
 Fax: 312- 337-9003

www.plibrico-usa.com

This application guide is intended for general information only. Please consult Plibrico Company or your local Plibrico Representative for specific application assistance and product recommendations.